



**SAP Business One v10 –
How to Publish Sharperlight
reports on the Web channel**

619-241-4100

team@innormax.com



www.innormax.com

Table of Contents

1. Introduction
2. Prerequisites
2. Publishing a Sharperlight report



Introduction

The Sharperlight Web Channel is the common name for the web service that delivers published queries. To view a published query on the web, you will need the web address of the Sharperlight Web Service that is running on your network.

Web Channel published content is in HTML. This means it will work on most web browsers and devices, without any browser plug-ins. Web Channel content is even responsive in design, and tiles will resize automatically to suit whichever device is being used.

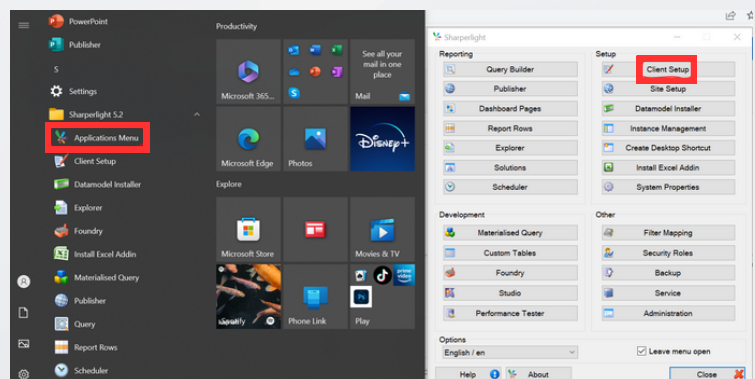
Users must save and configure their queries in Publisher before deploying online.

Prerequisites

To be able to publish Sharperlight reports on the Web, a remote service should be enabled and configured.

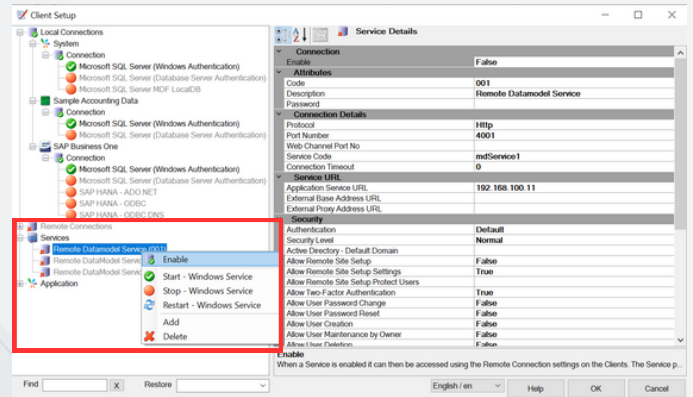
1. Go to:

**Sharperlight >
Applications Menu >
Client Setup.**



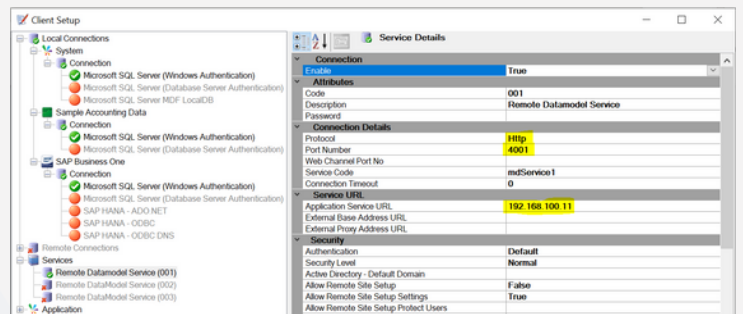
2. In the *Client Setup* window, go to:

Services >
Remote Datamodel Services (001) >
(Right Click) Enable.



Once the service is enabled, please make sure this data is set as follows:

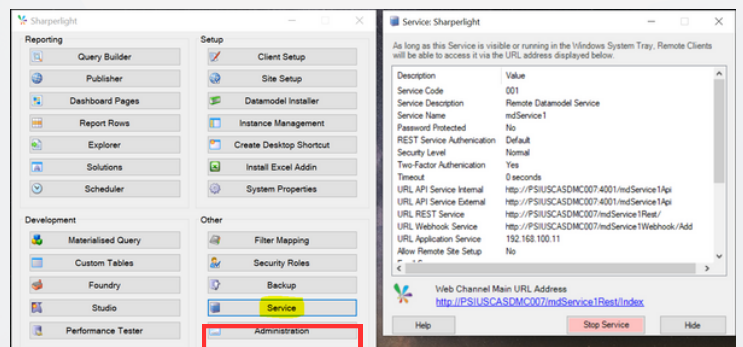
- Protocol: Http
- Port Number: 4001
- Application Service URL:
Name or IP of the server
where Sharperlight is
installed.



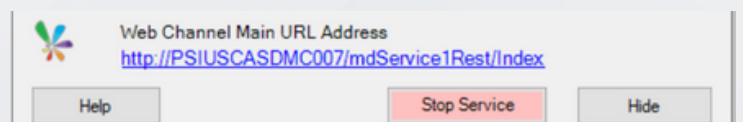
3. Now it's necessary to activate the Sharperlight service. Please go to:

Applications Menu window.

Click Service.



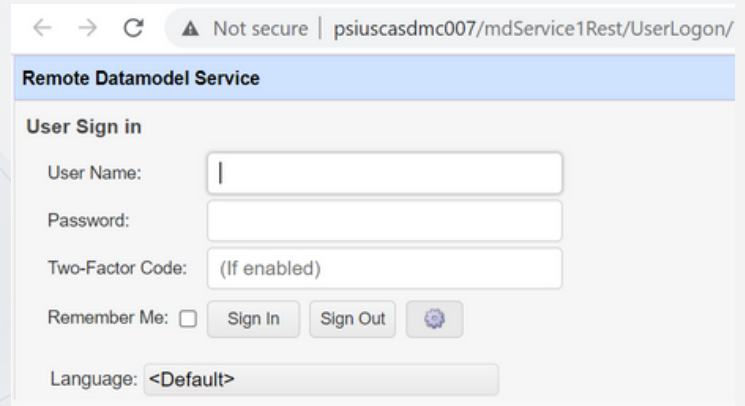
When the service has started, the Web Channel Main URL address will be highlighted in blue.



4. Click on the link to test that the service is running.

You should get a screen like this (right), that means the service is working properly.

To access the service, please enter your username and password to log in to Sharperlight.

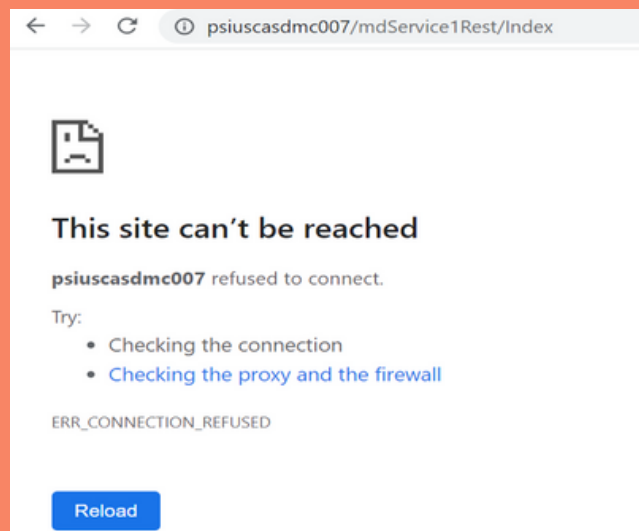


If the service is not working properly...

You may receive an error (right).

- In that case, please try to disable the Firewall and the antivirus, since sometimes these blocks the service.

Please note that if the service is down, it will not be possible to publish Sharperlight reports on the web.

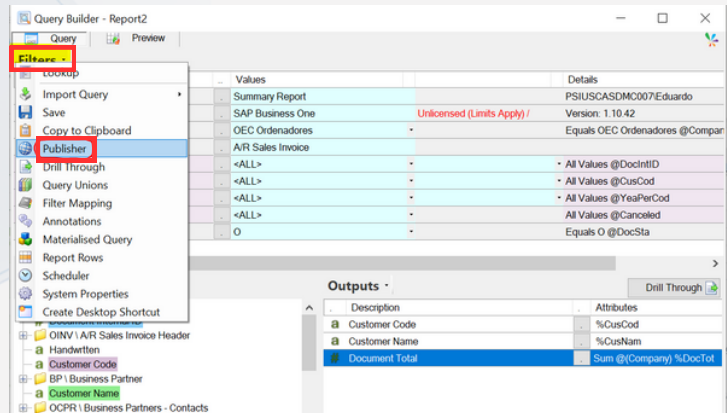


Publishing a Sharperlight report

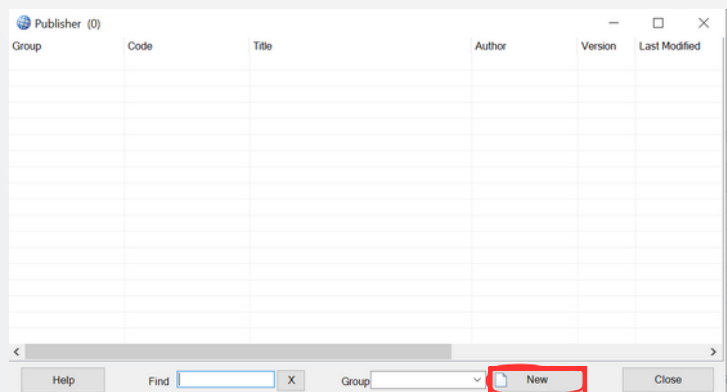
Once the Sharperlight service is working properly and the report you want to publish is finished, you can publish it on the web at any time.

1. In the report, go to:

Query Builder window >
Filters>
Publisher.

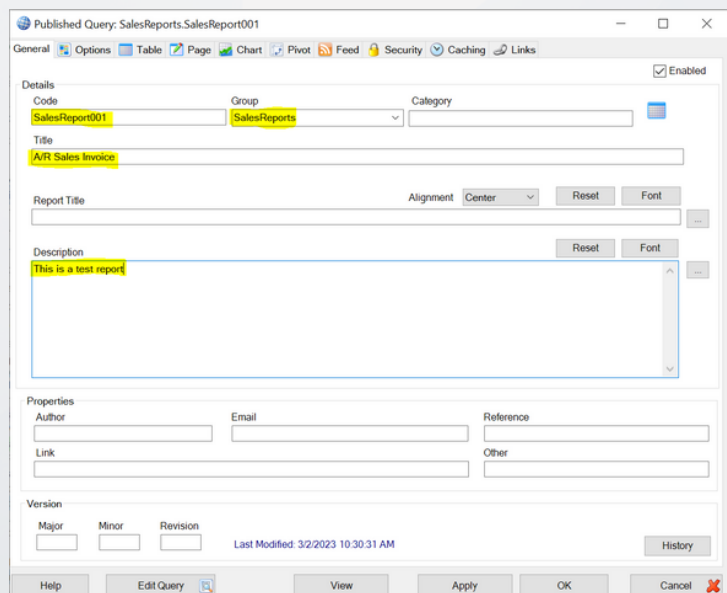


2. In the *Publisher* window, click on **New**.



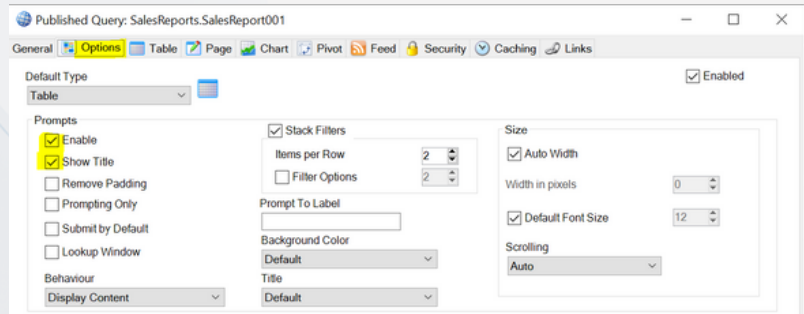
In the Published Query window > General tab, you can:

- Assign a code to the report
- Add the report to a group
- Define a title to the report
- Add a report description



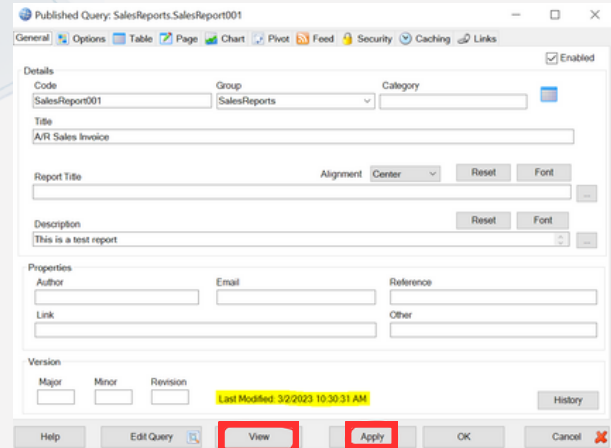
In the *Options* tab, it is suggested to enable the checkboxes:

- Enable
- Show Title



3. Click on **Apply** to save the changes.

4. Click on **View** to see the published report in the Web browser.



The report will be displayed in the web browser. It is possible to change the report filters.

Each published report will have a unique URL, which can be shared with users who are connected on the same network and they will be able to view the report on the web even if they don't have Excel or Sharperlight installed.

Customer Code	Customer Name	OEC Ordenadores
C20000	Nicolás Vega	507,590.70
C23900	Tecnologías Martín, S.A.	297,739.22
C30000	Microchips	360,423.79
C40000	Corporación Tierra, S.A.	431,414.30
C42000	Corporación Mansina, S.A.	421,937.25
C50000	ADA Tecnologías, S.L.	340,095.25
O60000	SG Electronics	434,596.14
C70000	Sistemas integrales, S.A.	495,365.21
Total:		3,289,161.86

SAP Business One – How to Add New Posting Periods



Innormax can help guide you through the analysis and implementation of the most suitable solution for your company. Our consultants have a long track record of helping businesses of all shapes and sizes succeed in many different industries in the area of traceability.

Using our resources and supporting technology like SAP Business One Lot Tracking & Batch Traceability, we are the trusted advisors you need to help your business succeed.

[Contact Innormax](#) today to get started with your customized solution.



INNORMAX

www.innormax.com

619-241-4100

team@innormax.com

